

2022 ICRR M&D Thesis Workshop: Poster session on Gather

- What is Gather?

Gather is an online video-chat platform that provides a 2D virtual space where people can interact with each other with intuitive, video-game-like controls. The only thing you need to try Gather is a web browser!



- Recommended browser: Chrome or Firefox on desktop

You can still access the Gather space from other browsers or a mobile device, but Gather works best with Chrome, or Firefox on desktop.

- If you're ready, teleport to this year's venue:

<https://gather.town/app/dSIRp1qYMKk4Wsfg/Special%20venue>

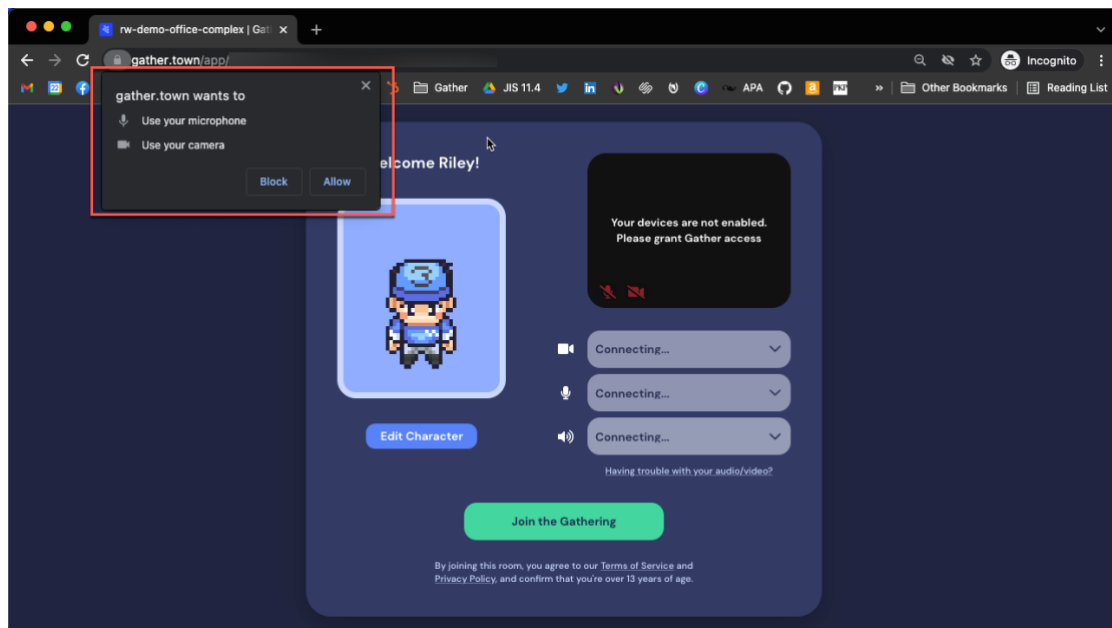
Entering the Gather Space

Entering the Gather Space should be straightforward once you click on the [venue link](#). If you do experience any trouble, please refer to the [Gather's Help Center](#) or the quick links below.

- [Choose your avatar](#)

We recommend you set your display name same as in Zoom, i.e., *John Smith (D1, Neutrino)*, or a full name at least.

- [Choose audio/video inputs](#)



If it's your first-time using Gather, you'll see a pop-up asking for microphone and camera access permissions. Select Allow to communicate with the presenter or the other participants.

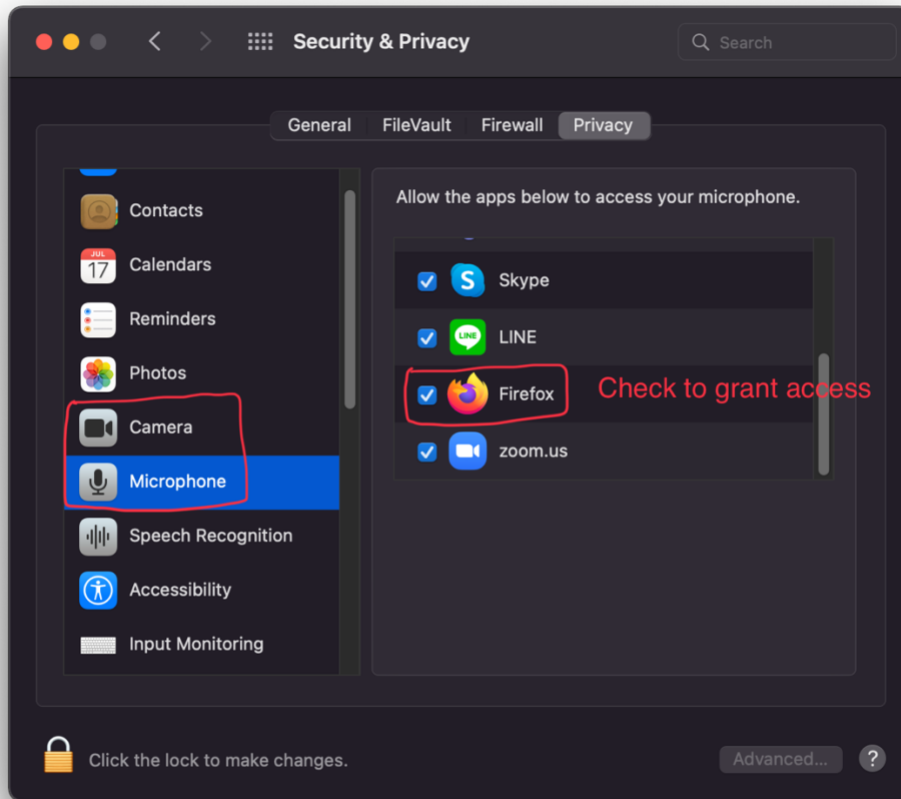
- If you're new to Gather: go through (or skip) tutorial

In case you're not seeing any audio/video option available on macOS:

System Preferences → Security & Privacy → Privacy

(システム環境設定→セキュリティとプライバシー→プライバシー)

Allow Chrome/Firefox to access camera/mic

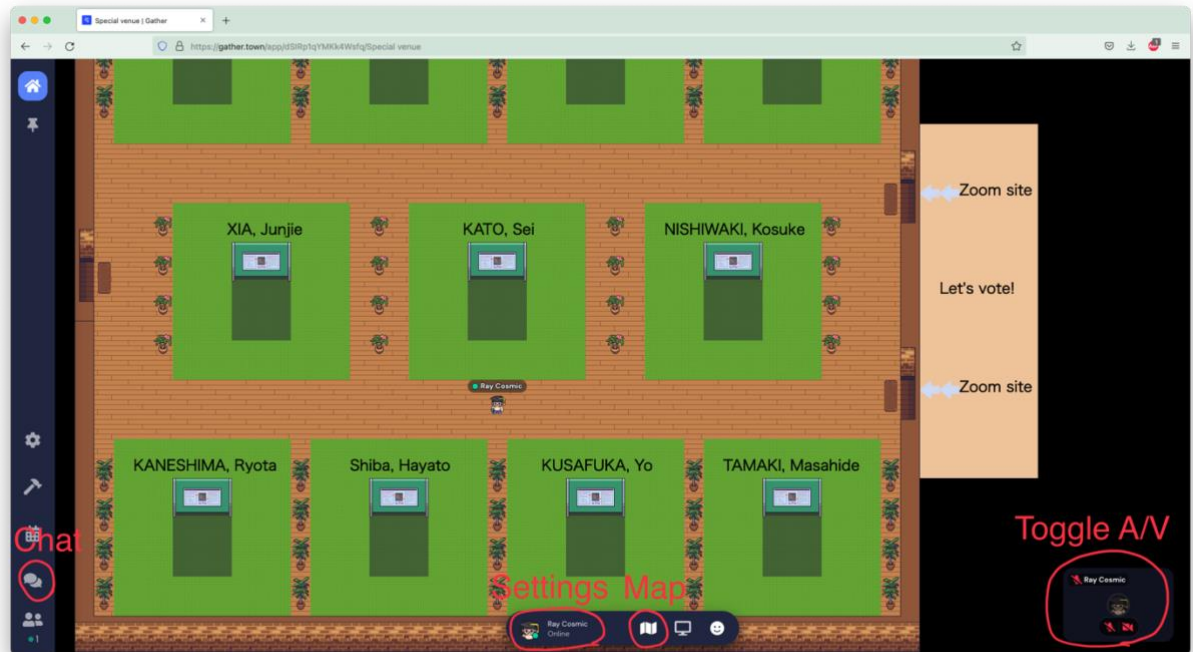


Troubleshooting

[Gather's Help Center](#), or [#general](#) on [Workshop Slack](#)

Exploring the Gather Space

- Basic controls



Arrow keys, WASD, double click: move around

z: dance

x: interact with an object (view a poster, open the Zoom link, etc.)

Speech bubble on the left panel: chat with others

Status bar on the bottom center: change display name, choose avatar

A/V out status on the bottom right: toggle audio/video

- Space layout



You'll most likely be spawned in the main poster ballroom in the middle. Just approach any poster area in green to view the poster by pressing x. You can also communicate with the presenter if he or she is near you. Presenters are asked to stay in their poster area until the session is over.

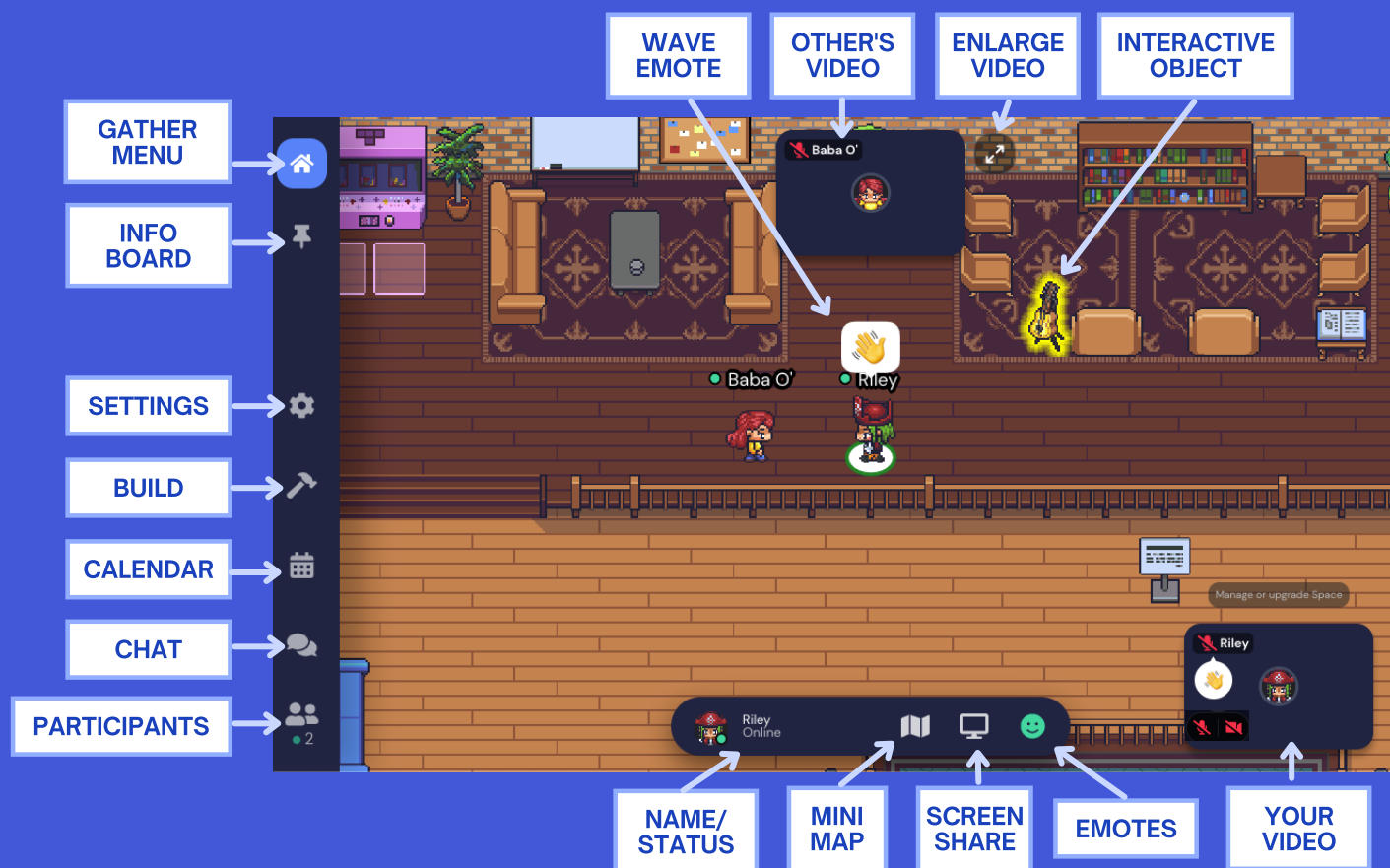
To the left, there is a social space where you can talk privately to the others standing in the colored squares.

To the right is a hall where you can open up the workshop's Zoom link by pressing x. Once the poster session is over, audiences are asked to return to the Zoom link and poll for the best presenter.



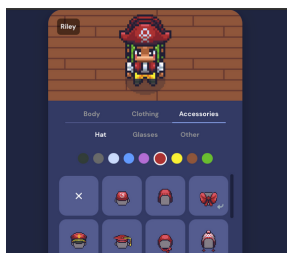
GUEST GUIDE TO GATHER

Gather combines a web-based video calling experience with a 2-D virtual world. Our proximity-based video chatting platform starts video conversations when your virtual character approaches others and automatically closes the video and audio feed when you walk away—recreating the experience of walking around and talking to other people. Learn the basics of using Gather!



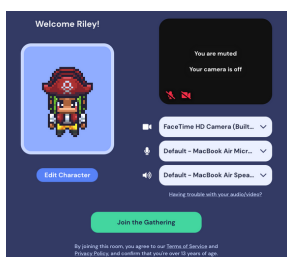
WHAT YOU NEED

- Desktop/laptop with mic & camera
- A web browser (Chrome or Firefox recommended)
- Headphones (recommended, but not required)



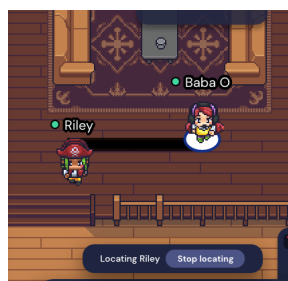
CREATE YOUR CHARACTER

- Create a custom character to represent you in Gather.
- Choose skin, hair, & facial hair; top, bottom, & shoes; and accessories like hats, glasses, & more!
- Enter your name.










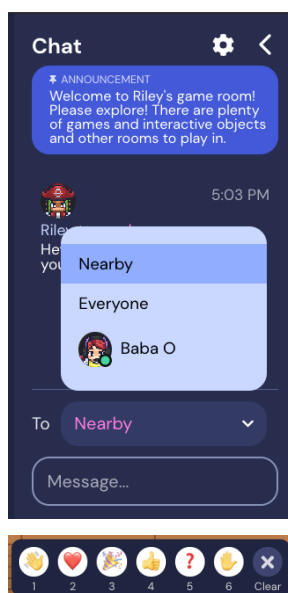
CHOOSE YOUR A/V

- Allow Gather to use your mic and camera in your browser.
- Select your camera, mic, and speaker in Gather.
- Need help? Visit: <https://support.gather.town/help/av-troubleshooting>




EXPLORE THE SPACE

- Use the keyboard to move:  or 
- Press "z" to dance!    or   
- Press "g" to pass (ghost) through people.
- Right click on a character to **Follow** them in the Space.
- Click a name in the **Participants** list to **Locate on Map**.



INTERACT WITH PEOPLE & THINGS!

- Use **Chat** to send text to a specific person, those nearby you, or everyone in the room.
- Use **Emotes** (also 1-6 on your keyboard) to express yourself!
- Press "x" when an object glows yellow to interact with it.
- Join a game by pressing "x" when you're next to it.
- If an event is scheduled, click the **Calendar** and select the event. You may be able to Teleport to it!
- Open the **Participants** list to see who's in the Space.
- Click the mic or video icons on your video preview to (un)mute your A/V. Mute other's A/V feeds the same way (mutes only for you, not for others).



NEED HELP?

- Read the user guide: <https://support.gather.town/help>
- Watch tutorials: <https://youtu.be/89at5EvCEvk>
- Reach out to your event host!